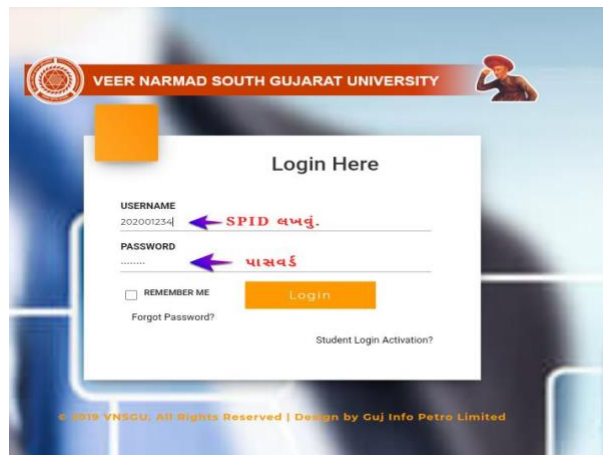


# S. B. GARDA COLLEGE (ARTS) AND P. K. PATEL COLLEGE OF COMMERCE, NAVSARI


## Process of University Online Exam

### Step 1 – Login in [vnsgu.net](http://vnsgu.net)



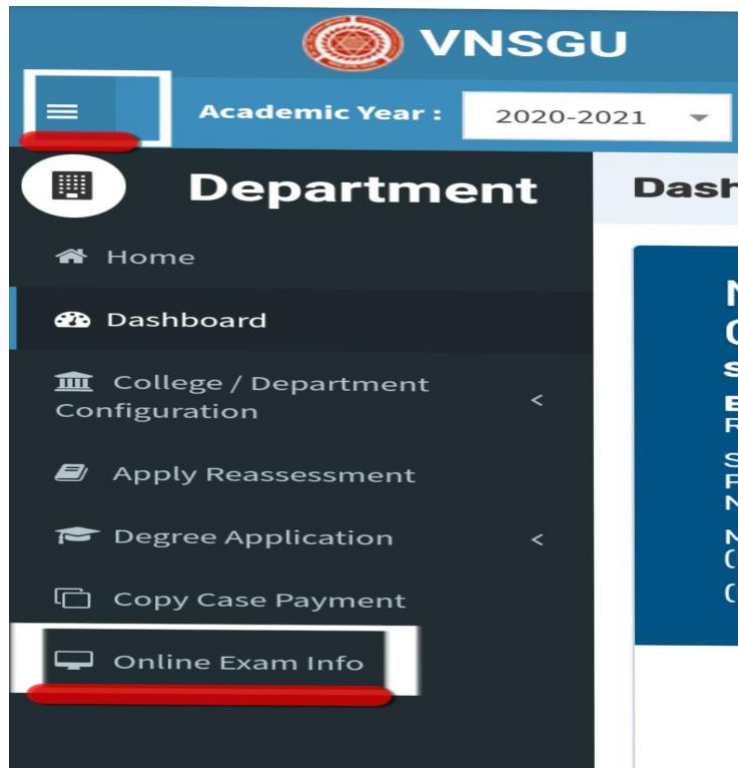
The screenshot shows the login interface for Veer Narmad South Gujarat University. At the top, the university's name and logo are displayed. Below this is a 'Login Here' section with two input fields: 'USERNAME' containing '202001234' and 'PASSWORD' containing '.....'. Red arrows point to these fields with the Gujarati text 'SPID અવજ.' and 'પાસવર્ડ' respectively. There is a 'Remember Me' checkbox, a 'Forgot Password?' link, and a yellow 'Login' button. At the bottom, it says 'Student Login Activation?' and '© 2019 VNSGU. All Rights Reserved | Design by Guj Info Petro Limited'.

### Then Click On College/Department

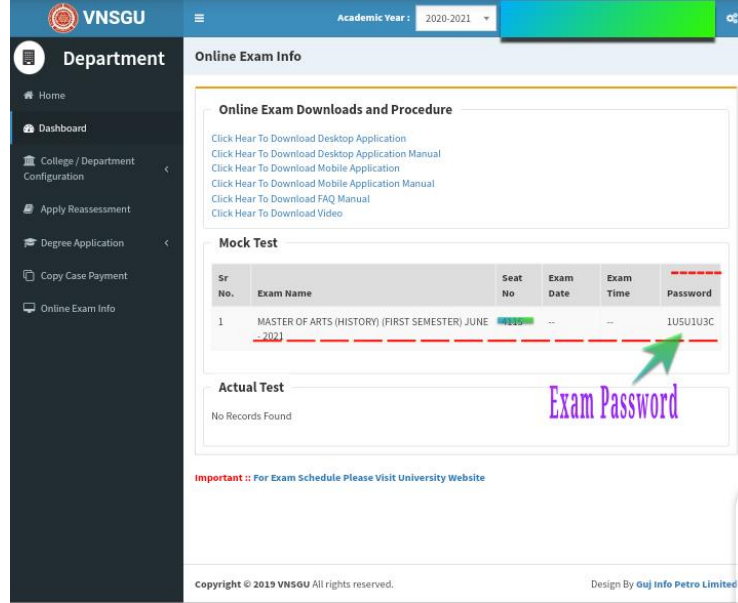


The image shows a button for 'College / Department Management'. The text is in blue, and there is a pink square icon with a white grid pattern to the right. A red horizontal bar is positioned below the text.

Then go to Option and Click on Online Exam Info




પછી તમારો Exam Seat Number & Exam Password જોવા મળશે.



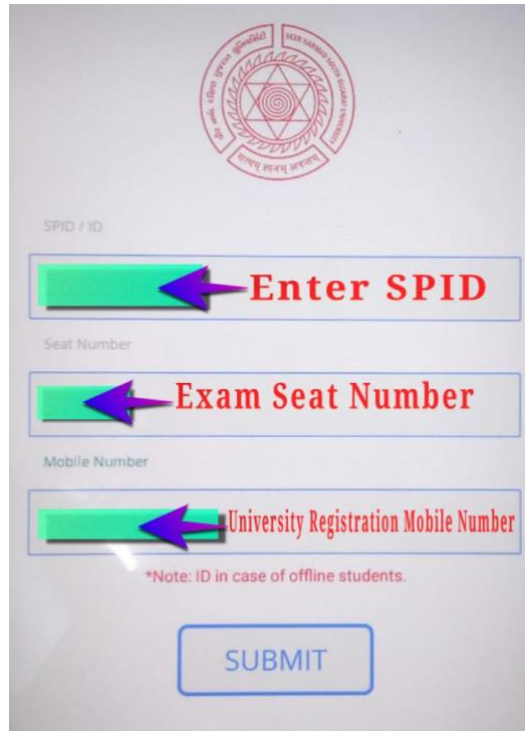
The screenshot shows the VNSGU Online Exam Info page. The page has a dark blue header with the VNSGU logo and the text "Academic Year: 2020-2021". A sidebar on the left lists various options like Home, Dashboard, College / Department Configuration, Apply Reassessment, Degree Application, Copy Case Payment, and Online Exam Info. The main content area is titled "Online Exam Info" and contains sections for "Online Exam Downloads and Procedure", "Mock Test", and "Actual Test". The "Mock Test" section features a table with columns for Sr No., Exam Name, Seat No., Exam Date, Exam Time, and Password. A green arrow points to the password "1U5U1U3C" in the first row of the table. The "Actual Test" section shows "No Records Found". A purple watermark "Exam Password" is overlaid on the page. At the bottom, there is a copyright notice for VNSGU and a design credit to Guj Info Petro Limited.

Sr No.	Exam Name	Seat No.	Exam Date	Exam Time	Password
1	MASTER OF ARTS (HISTORY) (FIRST SEMESTER) JUNE -2021	11111	--	--	1U5U1U3C

Step 2 – Exam Password જોઈ લીધા પછી Vnsgu Exam App ખોલવું.



Then Enter Your SPID, Seat No. & Mobile Number



The image shows a registration form with a circular logo at the top center. The logo contains a geometric design and text in Hindi. Below the logo, there are three input fields, each with a red arrow pointing to the right and a red label to its right. The first field is labeled "SPID / ID" and has a red arrow pointing to the right with the text "Enter SPID" next to it. The second field is labeled "Seat Number" and has a red arrow pointing to the right with the text "Exam Seat Number" next to it. The third field is labeled "Mobile Number" and has a red arrow pointing to the right with the text "University Registration Mobile Number" next to it. Below these fields, there is a note: "\*Note: ID in case of offline students." At the bottom of the form is a blue button with the text "SUBMIT".

Then click on Submit.

