

**S.B.GARDA COLLEGE (ARTS) & P. K. PATEL COLLEGE OF COMMERCE,NAVSARI**

**1.4.1 Curriculum feedback analysis of Students for the year 2020-21**

**Frequency Table**

**THE SYLLABUS PRESENTED SKILL IN A HELPFUL SEQUENCE**

		Frequency	Percent	Valid Percent	Cumulative Percent
Valid	NOTE HELPFULL	3	4.6	4.6	4.6
	SOMEWHAT HELPFUL	1	1.5	1.5	6.2
	HELPFULL	30	46.2	46.2	52.3
	VERY HELPFULL	31	47.7	47.7	100.0
	Total	65	100.0	100.0	

**THE SYLLABUS PROVIDED AN APPROPRIATE BALANCE BETWEEN**

		Frequency	Percent	Valid Percent	Cumulative Percent
Valid	YES	62	95.4	95.4	95.4
	NO	3	4.6	4.6	100.0
	Total	65	100.0	100.0	

**THE SYLLABUS WAS DESIGNED IN A WAY THAT HELPED ME LEARN.**

		Frequency	Percent	Valid Percent	Cumulative Percent
Valid	NOTE HELPFULL	3	4.6	4.6	4.6
	SOMEWHAT HELPFUL	1	1.5	1.5	6.2
	HELPFULL	30	46.2	46.2	52.3
	VERY HELPFULL	31	47.7	47.7	100.0
	Total	65	100.0	100.0	

**THE SYLLABUS GAVE ME A DEEPER INSIGHT INTO THE TOPIC.**

		Frequency	Percent	Valid Percent	Cumulative Percent
Valid	YES	63	96.9	96.9	96.9
	NO	2	3.1	3.1	100.0
	Total	65	100.0	100.0	

### WHAT DO YOU LIKE THE MOST ABOUT THE SYLLABUS?

		Frequency	Percent	Valid Percent	Cumulative Percent
Valid	DESIGN OF THE SYLLABUS	15	23.1	23.1	23.1
	DESIGN OF THE SYLLABUS, PLANNING OF THE SYLLABUS	20	30.8	30.8	53.8
	DESIGN OF SYLLABUS, APPROCH OF THE TEACHER TO THE SYLLABUS	1	1.5	1.5	55.4
	PLANNING OF THE SULLABUS	8	12.3	12.3	67.7
	PLANNING OD THE SYLLABUS, APPROACH OF THE TEACHER TO THE SYLLABUS	4	6.2	6.2	73.8
	APPROACH OF THE TEACCHER TO THE SYLLABUS	17	26.2	26.2	100.0
	Total	65	100.0	100.0	

### IS THE CONTENT AS UP - TO DATE AS POSSIBLE?

		Frequency	Percent	Valid Percent	Cumulative Percent
Valid	YES	64	98.5	98.5	98.5
	NO	1	1.5	1.5	100.0
Total		65	100.0	100.0	

### ARE THERE ANY GAPS IN IT?

		Frequency	Percent	Valid Percent	Cumulative Percent
Valid	YES	5	7.7	7.7	7.7
	NO	60	92.3	92.3	100.0
Total		65	100.0	100.0	

### PLEASE RATE THIS SYLLABUS SO FAR ON A SCALE FROM 1 TO 10.

		Frequency	Percent	Valid Percent	Cumulative Percent
Valid	10	18	27.7	27.7	27.7
	6	8	12.3	12.3	40.0
	7	9	13.8	13.8	53.8
	8	14	21.5	21.5	75.4
	9	16	24.6	24.6	100.0
	Total	65	100.0	100.0	

**MY LEARNING INCREASED IN THIS COURSE.**

		Frequency	Percent	Valid Percent	Cumulative Percent
Valid	YES	61	93.8	93.8	93.8
	NO	4	6.2	6.2	100.0
	Total	65	100.0	100.0	

**I MADE PROGRESS TOWARD ACHIEVING COURSE OBJECTIVES.**

		Frequency	Percent	Valid Percent	Cumulative Percent
Valid	YES	52	80.0	80.0	80.0
	NO	13	20.0	20.0	100.0
	Total	65	100.0	100.0	

**MY INTREST IN THE SUBJECT AREA HAS INCREASED.**

		Frequency	Percent	Valid Percent	Cumulative Percent
Valid	YES	51	78.5	78.5	78.5
	NO	14	21.5	21.5	100.0
	Total	65	100.0	100.0	

**THIS COURSE HELPED ME TO THINK INDEPENDENLY ABOUT THE SUBJECT MATTER.**

		Frequency	Percent	Valid Percent	Cumulative Percent
Valid	YES	61	93.8	93.8	93.8
	NO	4	6.2	6.2	100.0
	Total	65	100.0	100.0	

**THIS COURSE ACTIVELY INVOLVED ME IN WHAT I WAS LEARNING.**

		Frequency	Percent	Valid Percent	Cumulative Percent
Valid	YES	62	95.4	95.4	95.4
	NO	3	4.6	4.6	100.0
	Total	65	100.0	100.0	

**FOR MY PREPARATION AND ABILITY, THE LEVEL OF DIFFICULTY OF THIS SYLLABUS WAS**

		Frequency	Percent	Valid Percent	Cumulative Percent
Valid	VERY DEFFICULT	2	3.1	3.1	3.1
	SOME WHAT HAPPY	35	53.8	53.8	56.9
	HAPPY	4	6.2	6.2	63.1
	NOT DIFFICULT	24	36.9	36.9	100.0
	Total	65	100.0	100.0	

### I AM HAPPY WITH THIS SYLLABUS

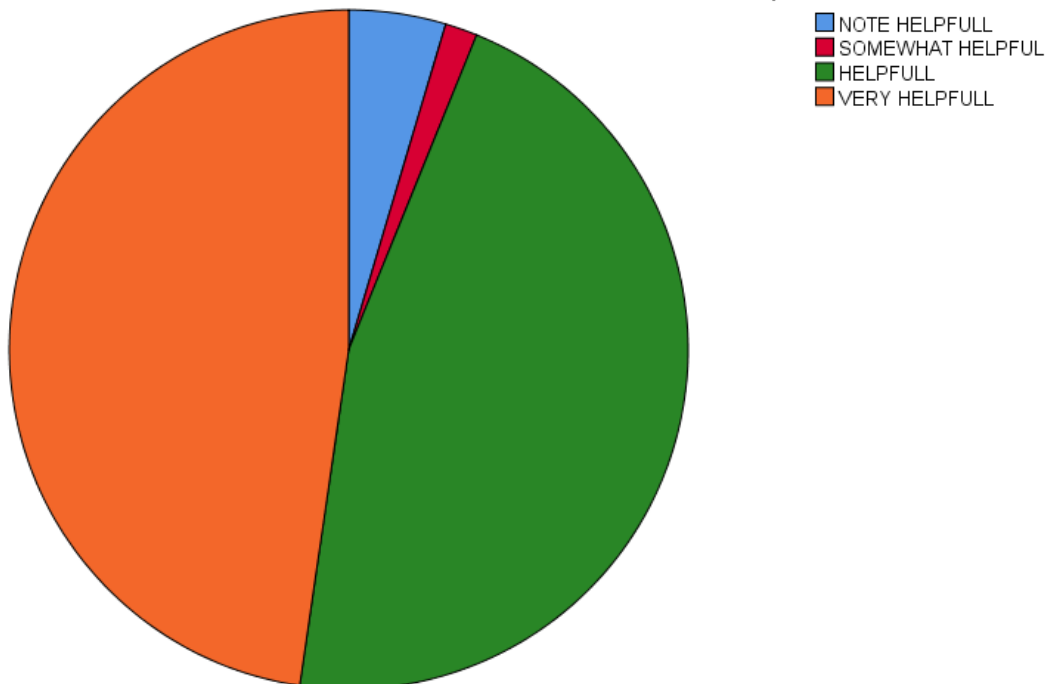
		Frequency	Percent	Valid Percent	Cumulative Percent
Valid	NOT HAPPY	2	3.1	3.1	3.1
	SOME WHAT HAPPY	7	10.8	10.8	13.8
	HAPPY	32	49.2	49.2	63.1
	EXTEAMELY HAPPY	24	36.9	36.9	100.0
	Total	65	100.0	100.0	

### HOW WOULD YOU RATE THE OVERALL EFFECTIVENESS OF THIS COURSE?

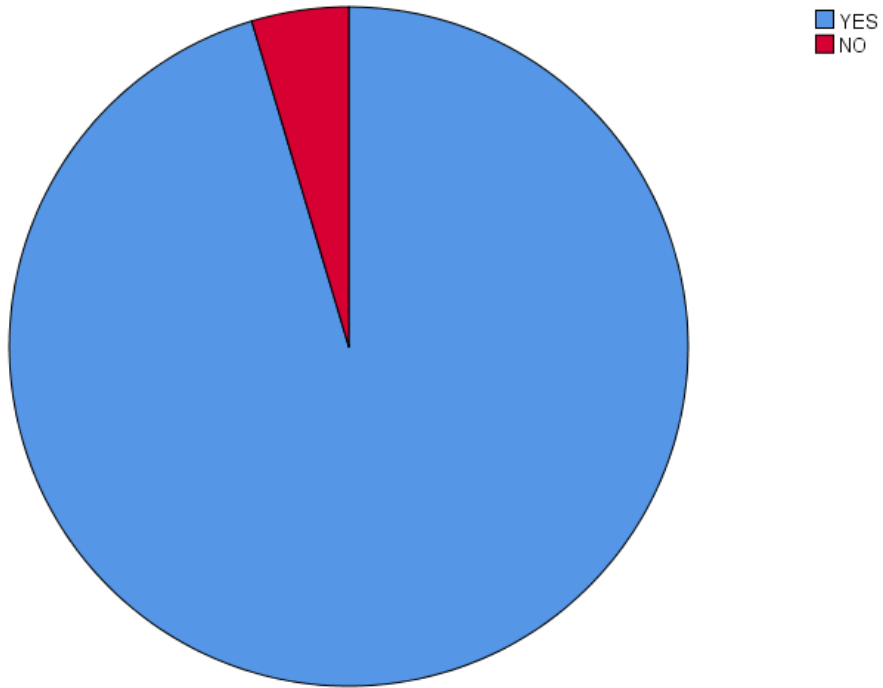
		Frequency	Percent	Valid Percent	Cumulative Percent
Valid	10	18	27.7	27.7	27.7
	6	7	10.8	10.8	38.5
	7	8	12.3	12.3	50.8
	8	15	23.1	23.1	73.8
	9	17	26.2	26.2	100.0
	Total	65	100.0	100.0	

### Pie Chart

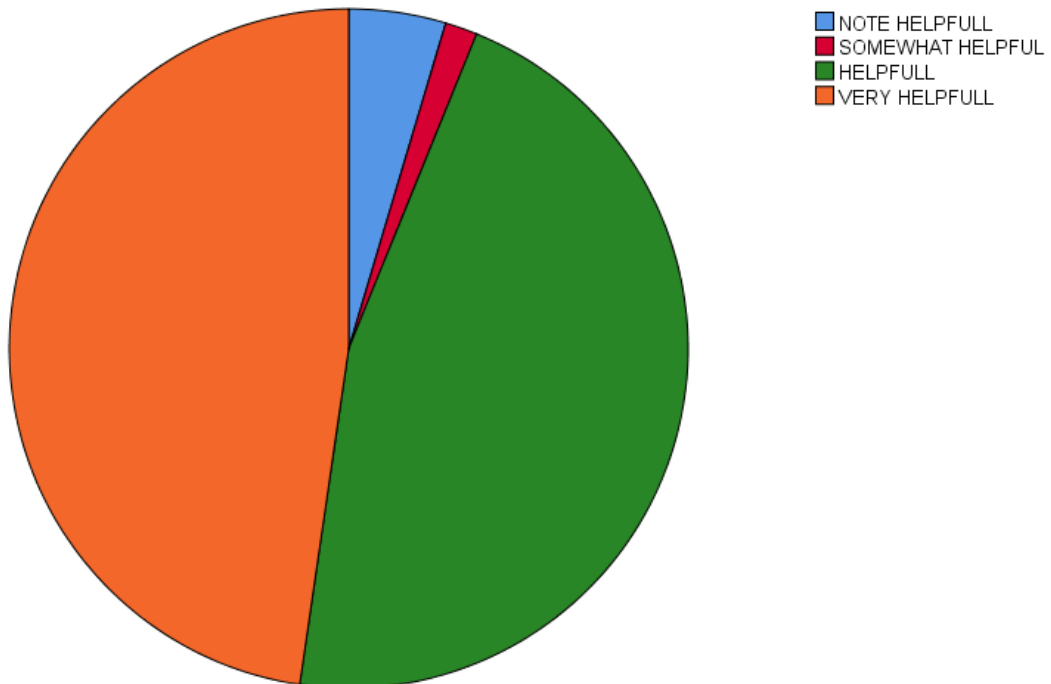
#### THE SYLLABUS PRESENTED SKILL IN A HELPFUL SEQUENCE



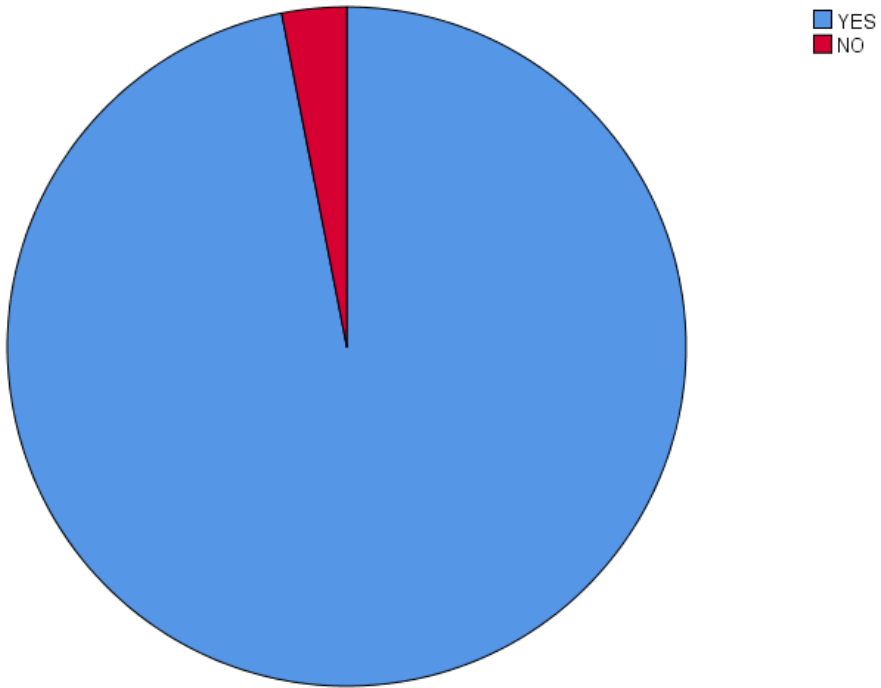
THE SYLLABUS PROVIDED AN APPROPRIATE BALANCE BETWEEN



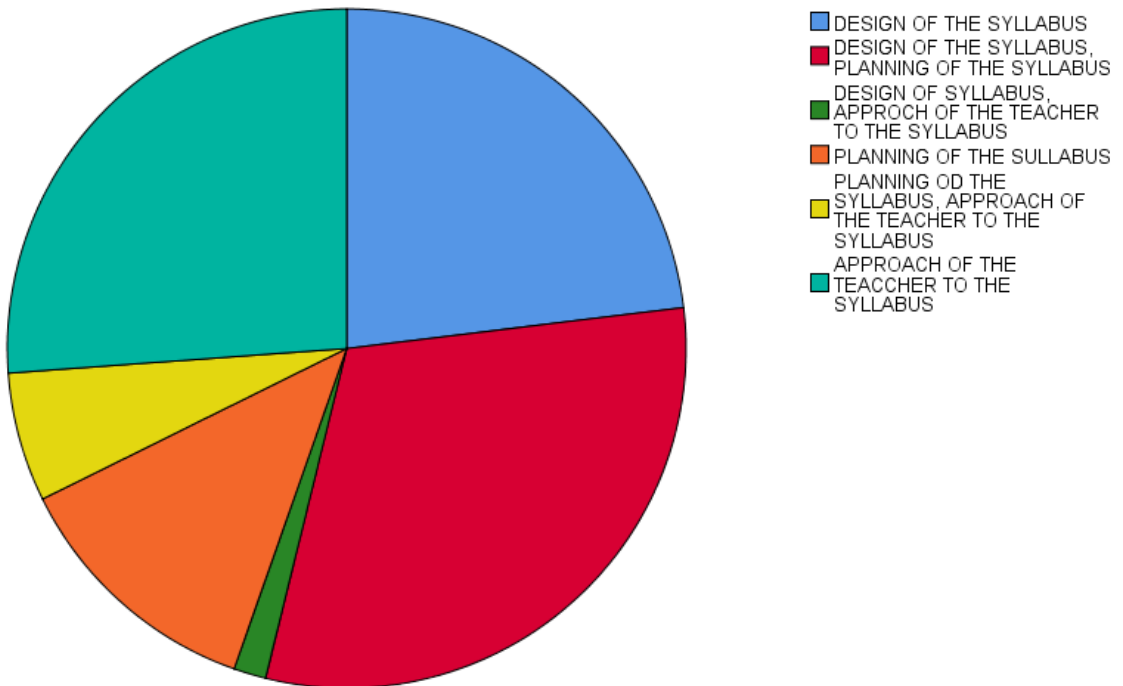
THE SYLLABUS WAS DESIGNED IN A WAY THAT HELPED ME LEARN.



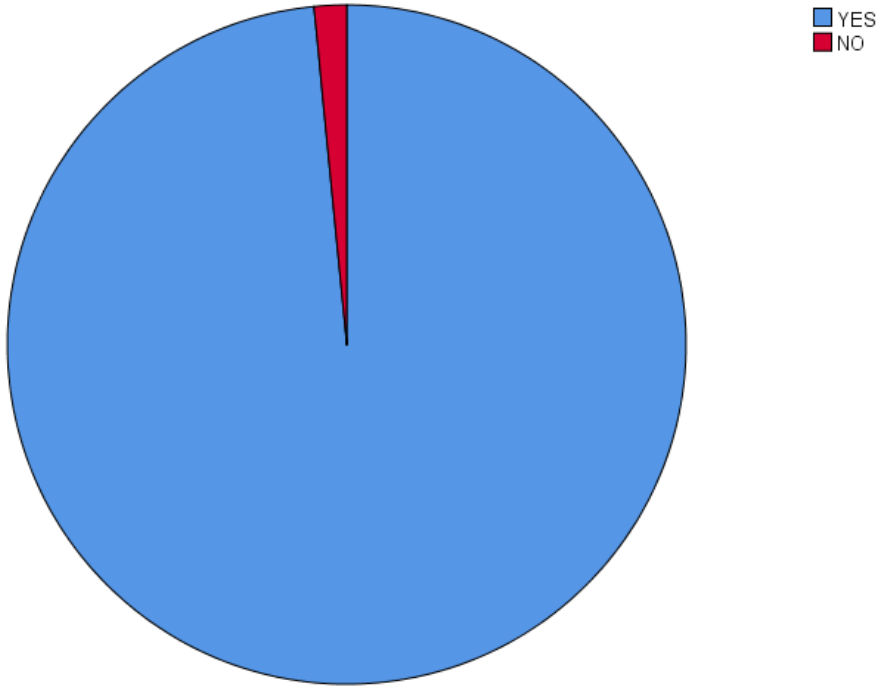
THE SYLLABUS GAVE ME A DEEPER INSIGHT INTO THE TOPIC.



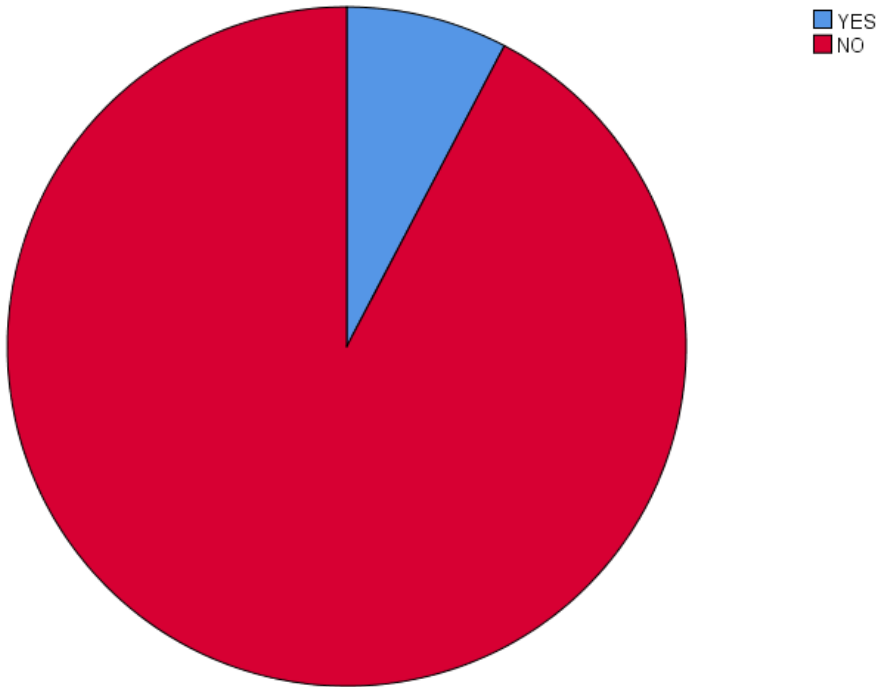
WHAT DO YOU LIKE THE MOST ABOUT THE SYLLABUS?



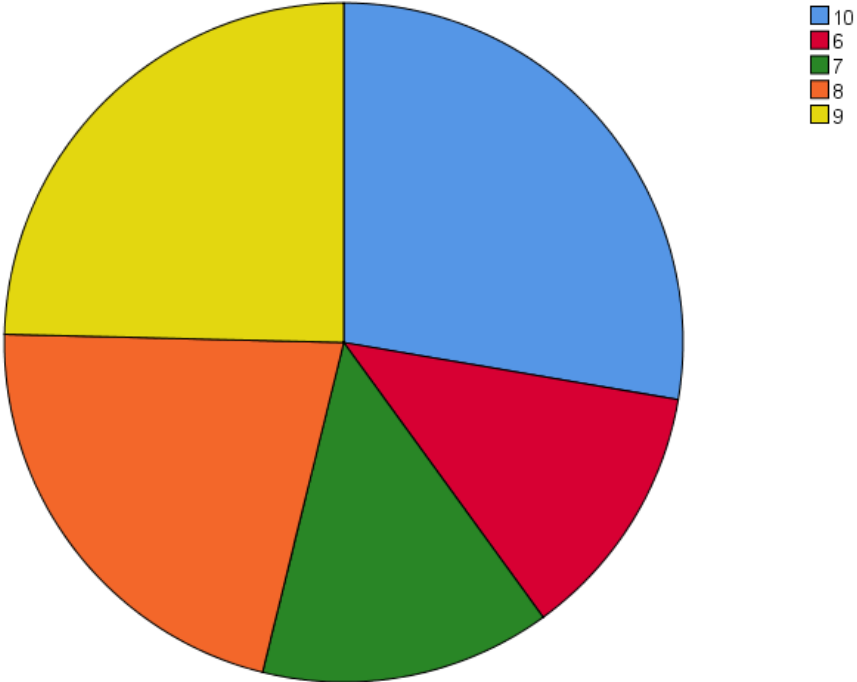
IS THE CONTENT AS UP - TO DATE AS POSSIBLE?



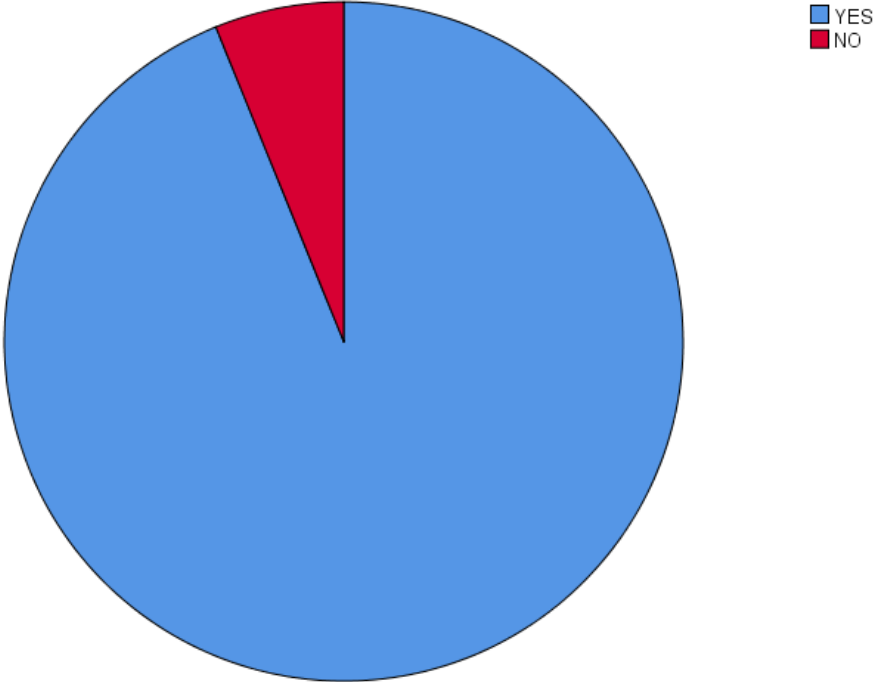
ARE THERE ANY GAPS IN IT?



PLEASE RATE THIS SYLLABUS SO FAR ON A SCALE FROM 1 TO 10.

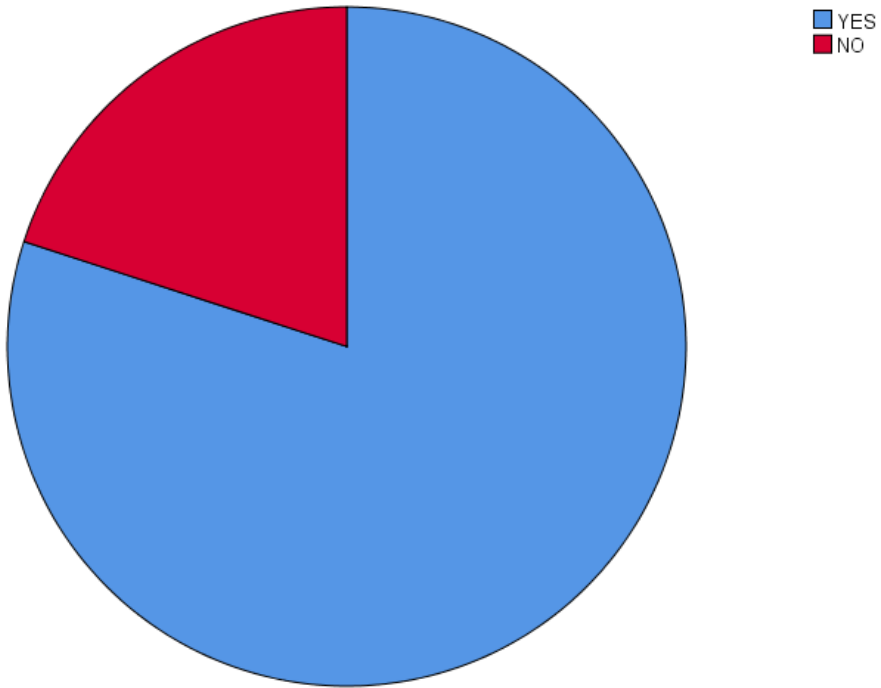


MY LEARNING INCREASED IN THIS COURSE.

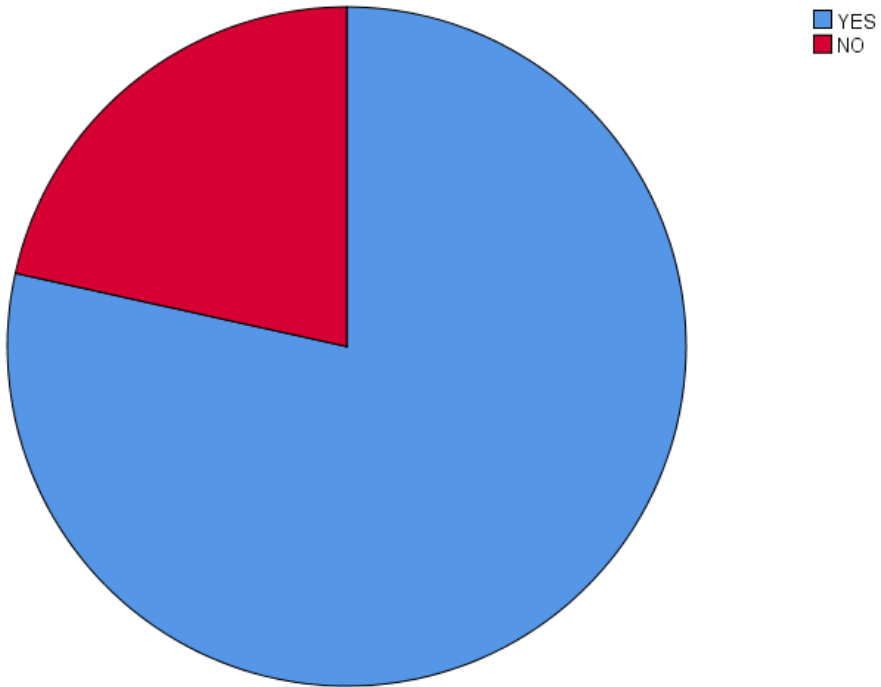




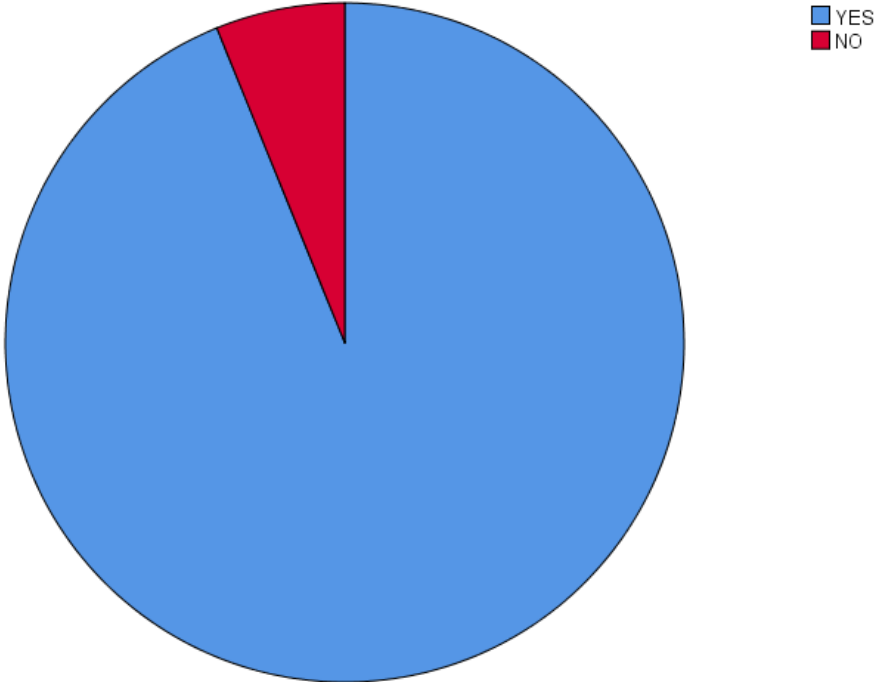
I MADE PROGRESS TOWARD ACHIEVING COURSE OBJECTIVES.



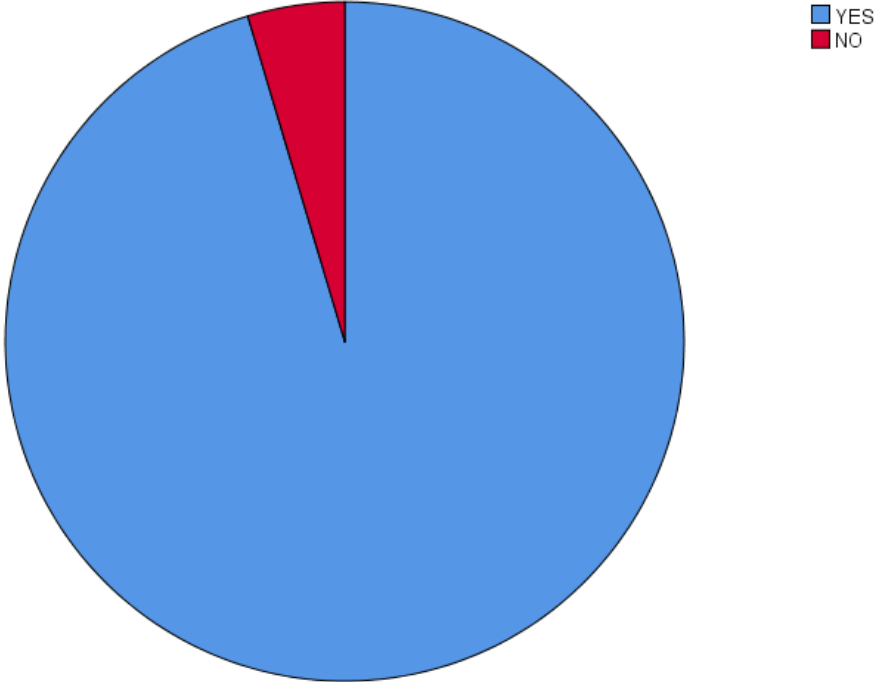
MY INTREST IN THE SUBJECT AREA HAS INCREASED.



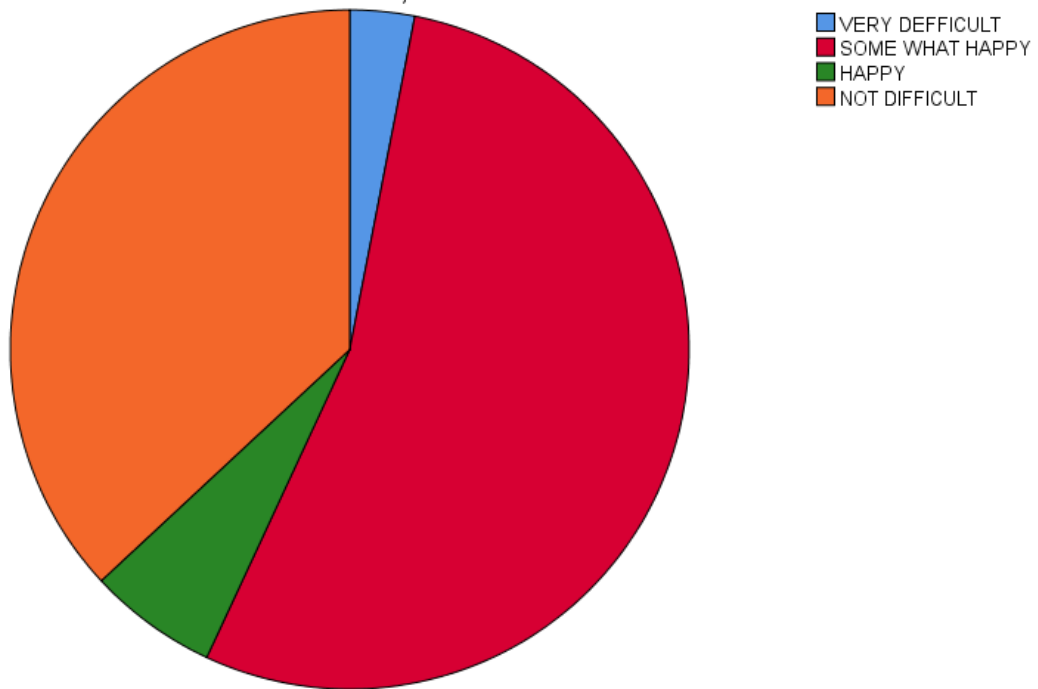
THIS COURSE HELPED ME TO THINK INDEPENDENTLY ABOUT THE SUBJECT MATTER.



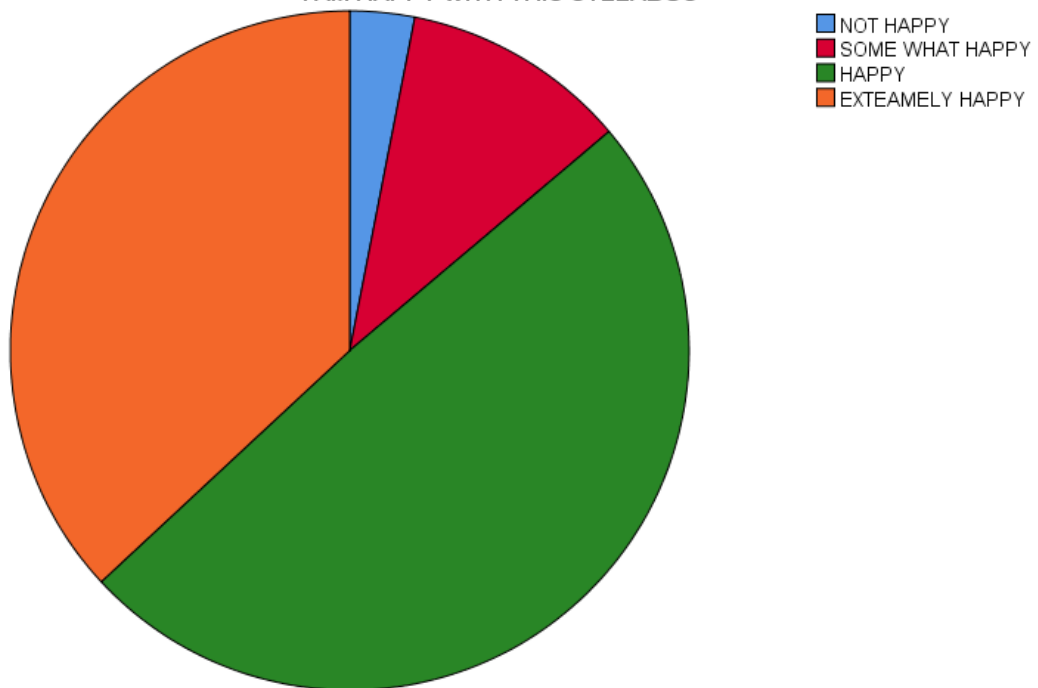
THIS COURSE ACTIVELY INVOLVED ME IN WHAT I WAS LEARNING.



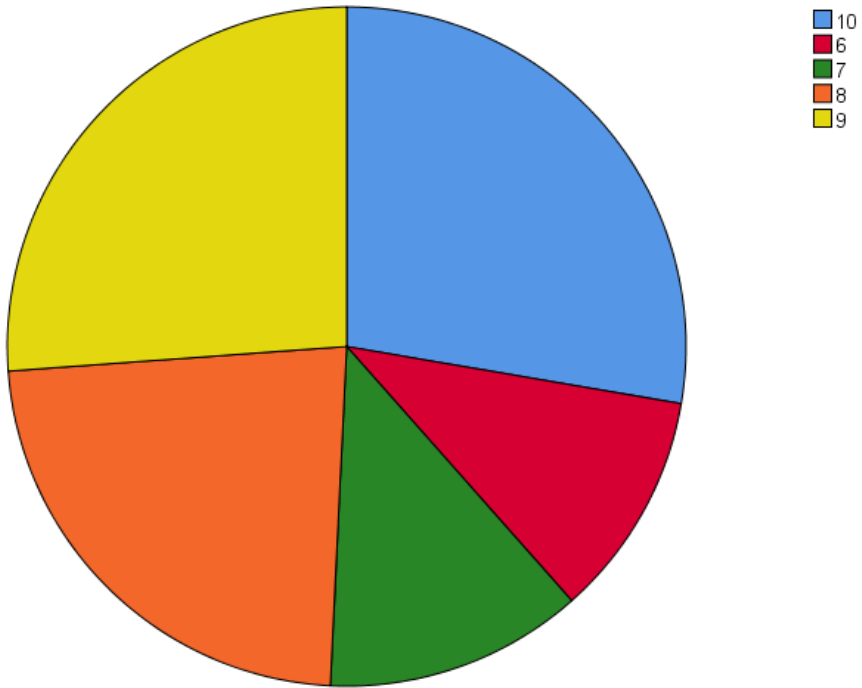
FOR MY PREPARATION AND ABILITY, THE LEVEL OF DIFFICULTY OF THIS SYLLABUS WAS



I AM HAPPY WITH THIS SYLLABUS



HOW WOULD YOU RATE THE OVERALL EFFECTIVENESS OF THIS COURSE?



## 1.4.1 Curriculum feedback analysis of teachers

2020-21

Teacher Feedback for Curriculum		
<b>THE SYLLABUS PRESENTED SKILL IN A HELPFUL SEQUENCE</b>		
NOT HELPFUL	0.00%	
HELPFUL	44.44%	
SOMEWHAT HELPFUL	11.11%	
VERY HELPFUL	44.44%	
Grand Total	100.00%	
<b>THE SYLLABUS PROVIDED AN APPROPRIATE BALANCE BETWEEN INSTRUCTIONS AND PRACTICE.</b>		
YES	100.00%	
NO	0.00%	
Grand Total	100.00%	
<b>THE SYLLABUS WAS DESIGNED IN A WAY THAT HELPED ME TEACH.</b>		
NOT HELPFUL	0.00%	
HELPFUL	50.00%	
SOMEWHAT HELPFUL	0.00%	
VERY HELPFUL	50.00%	
Grand Total	100.00%	
<b>THE EVALUATION SCHEME IS PROPERLY DESIGNED FOR EACH TOPIC</b>		
YES	100.00%	
NO	0.00%	
Grand Total	100.00%	
<b>WHAT DO YOU LIKE THE MOST ABOUT THE SYLLABUS?</b>		
YES	77.78%	
NO	22.22%	
Grand Total	100.00%	
<b>IS THE CONTENT AS UP - TO DATE AS POSSIBLE?</b>		
YES	77.78%	
NO	22.22%	
Grand Total	100.00%	
<b>ARE THERE ANY GAPS IN IT?</b>		
YES	22.22%	
NO	77.78%	
Grand Total	100.00%	
<b>PLEASE RATE THIS SYLLABUS SO FAR ON A SCALE FROM 1 TO 10</b>		
	5	
	6	
	7	7
	8	8
	9	9
	10	10
<b>Average point</b>		<b>8.56</b>

<b>MY TEACHING POWER INCREASED IN THIS COURSE</b>	
---	--

YES	100.00%
NO	0.00%
Grand Total	100.00%
<b>I MADE PROGRESS TOWARD ACHIEVING COURSE OBJECTIVES</b>	
YES	100.00%
NO	0.00%
Grand Total	100.00%
<b>MY INTEREST IN THE SUBJECT AREA HAS INCREASED</b>	
YES	100.00%
NO	0.00%
Grand Total	100.00%
<b>THIS TEACHING MATERIAL WAS EASILY AVAILABLE AND ACCESSIBLE</b>	
YES	100.00%
NO	0.00%
Grand Total	100.00%
<b>THIS COURSE ACTIVELY INVOLVED ME IN WHAT I WAS TEACHING</b>	
YES	100.00%
NO	0.00%
Grand Total	100.00%
<b>FOR MY PREPARATION AND ABILITY, THE LEVEL OF DIFFICULTY OF THIS SYLLABUS WAS</b>	
YES	0.00%
NO	100.00%
Grand Total	100.00%
<b>I AM HAPPY WITH THIS SYLLABUS</b>	
EXTREMELY HAPPY	27.78%
HAPPY	72.22%
SOMEWHAT HAPPY	0.00%
Grand Total	100.00%
<b>HOW WOULD YOU RATE THE OVERALL EFFECTIVENESS OF THIS COURSE (1 TO 10)</b>	
	5
	6
	7
	8
	9
	10
Average point	8.61

#### Action taken

- The feedback analysis was presented before IQAC
- The curriculum is time to time updated and applied.
- The committee gave suggestions for more improvement.

Dr. Princy  
S. B. Gardi College (Arts) &  
R. K. Puri College Of Commerce  
Narasipet.